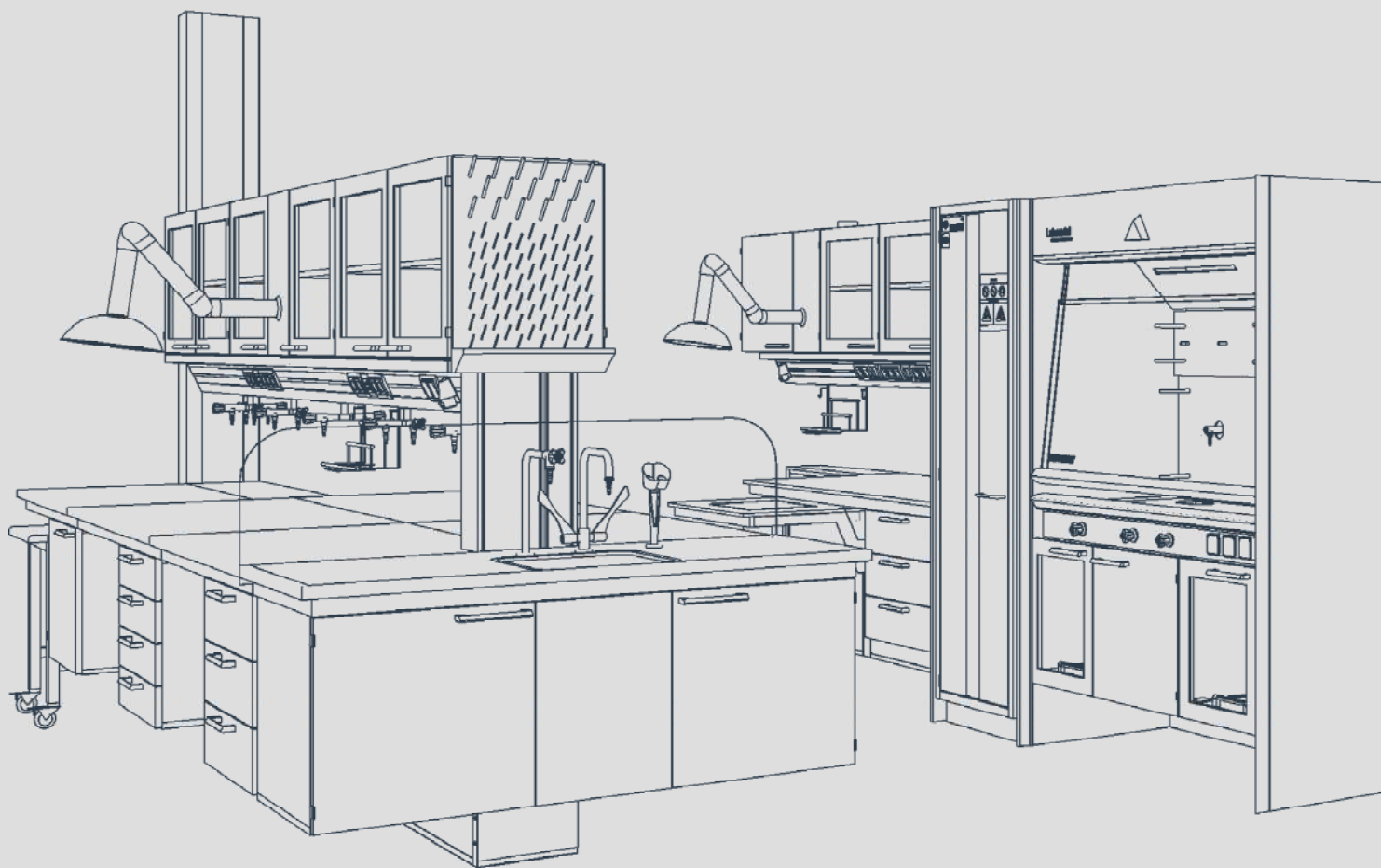


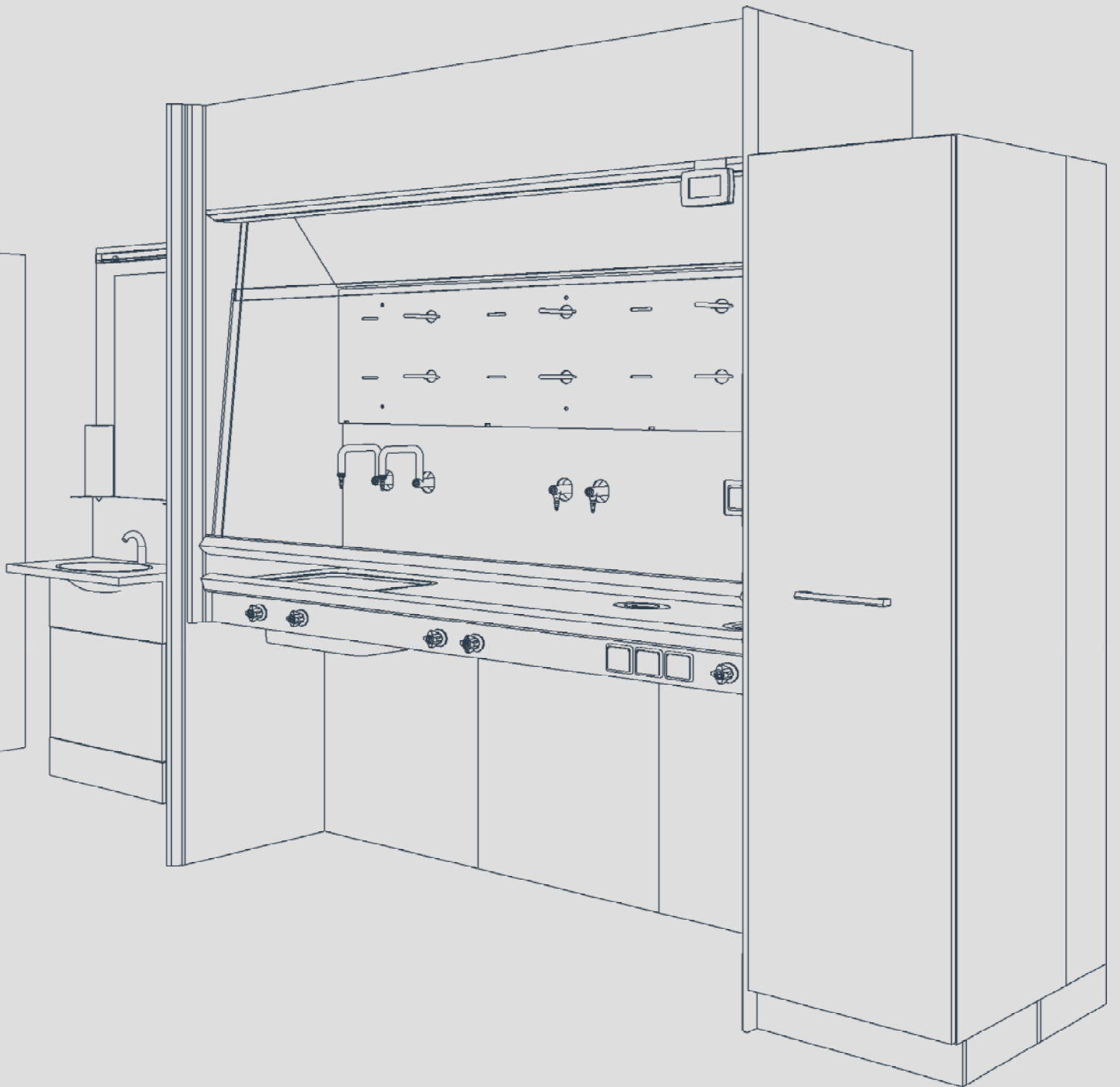
labmodul


Designing safety



Designing safety...









Worktops, Materials Fronts, Profiles, and Sinks



Worktops, Fronts Colors and Profiles

Worktop colors	White	Light grey	Black	Brushed steel	Beige
Laminated worktops	○	○	○		
Compact laminate	○	○	○		
Stainless steel				○	
Epoxy Resin	○	○	○		
Ceramic	○	○			
Polypropylene					○

Fronts

Material options

- 🔥 Laminate
- 🔥 Compact laminate

Front colors



Plinth

- 🔥 Two standard colors.



Plinth colors



Worktop profiles

Front edge

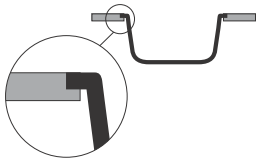
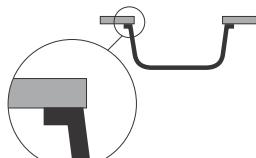
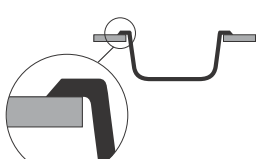
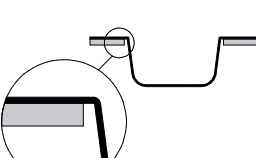
Rear edge



★ **Standard Color**
A fee may be added for other colors

Worktop materials	Ceramic	Epoxy resin	Polypropylene (PP)	Stainless steel(316)	Compact laminate	Laminate
Acid, base	○	○	○	○	○	○
Organic solvents	○	○	○	○	○	○
Discoloration	○	○	○	○	○	○
Heat resistance	○	○	○	○	○	○
Absorption	○	○	○	○	○	○
Compression	○	○	○	○	○	○
Impact effect	○	○	○	○	○	○
Surface uniformity	○	○	○	○	○	○

Excellent	○
Good	○
Acceptable	○

Sink installation	Ceramic	Epoxy resin	Polypropylene (PP)	Stainless steel(316)	Compact laminate	Laminate
 Drop-in sink	○	○			○	
 Undermount sink	○	○			○	
 Drop-on sink	○	○	○	○	○	○
 Welded in sink			○	○		

Sink worktops

Wash placement

A

B

C

Worktop materials

- ◆ High-pressure laminate
- ◆ Compact laminate
- ◆ Polypropylene (PP)
- ◆ Epoxy Resin
- ◆ Acid resistant stainless steel ASI316
- ◆ Ceramics



Polypropylene sinks

320 x 320 x 200 mm
 400 x 300 x 250 mm
 400 x 400 x 250 mm
 500 x 400 x 250 mm
 600 x 400 x 250 mm



Ceramic sinks

400 x 400 x 250 mm
 500 x 400 x 250 mm
 600 x 400 x 250 mm

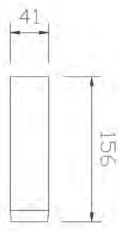


Drain plug 97B0070P



Epoxy resin sinks

300 x 200 x 200 mm
 356 x 254 x 157 mm
 400 x 400 x 300 mm
 406 x 305 x 203 mm
 450 x 365 x 200 mm
 600 x 450 x 300 mm
 635 x 381 x 254 mm



Overflow pipe 158mm 97B0158



Stainless steel sinks

340 x 300 x 145 mm
 400 x 340 x 145 mm
 480 x 340 x 180 mm
 500 x 400 x 160 mm
 600 x 400 x 200 mm



Water trap 97B0080

Fronts

- ◆ High pressure laminate
- ◆ Compact laminate
- ◆ Linoleum
- ◆ Corian



Glass cabinet fronts

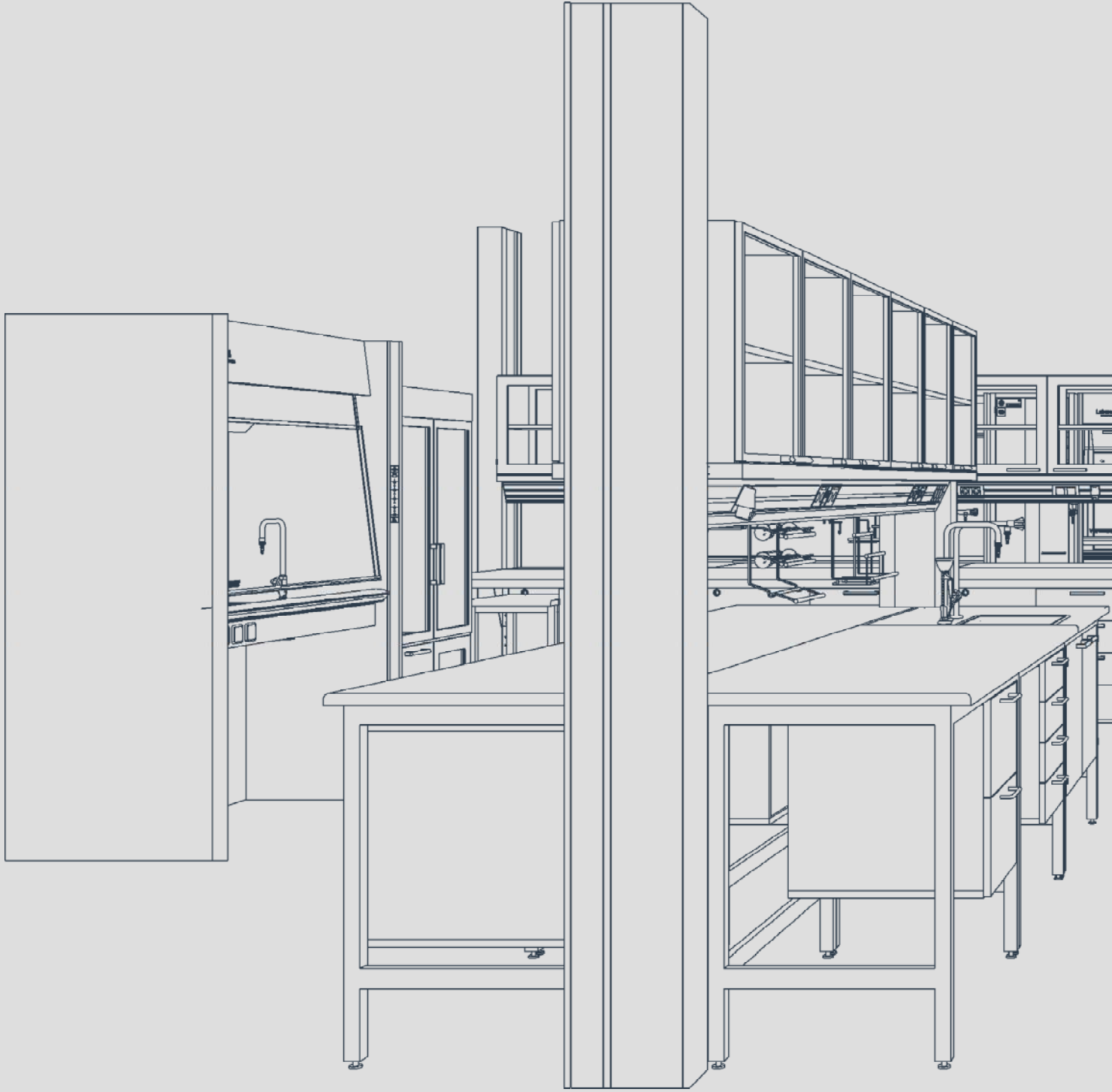
- ◆ Natural anodized 20 mm aluminum frame with 110° hinges
- ◆ White powder-coated 20 mm aluminum frame with 110° hinges
- ◆ Laminate 60 mm frame with 270° hinges
- ◆ Laminate 60 mm frame concealed 110° hinges

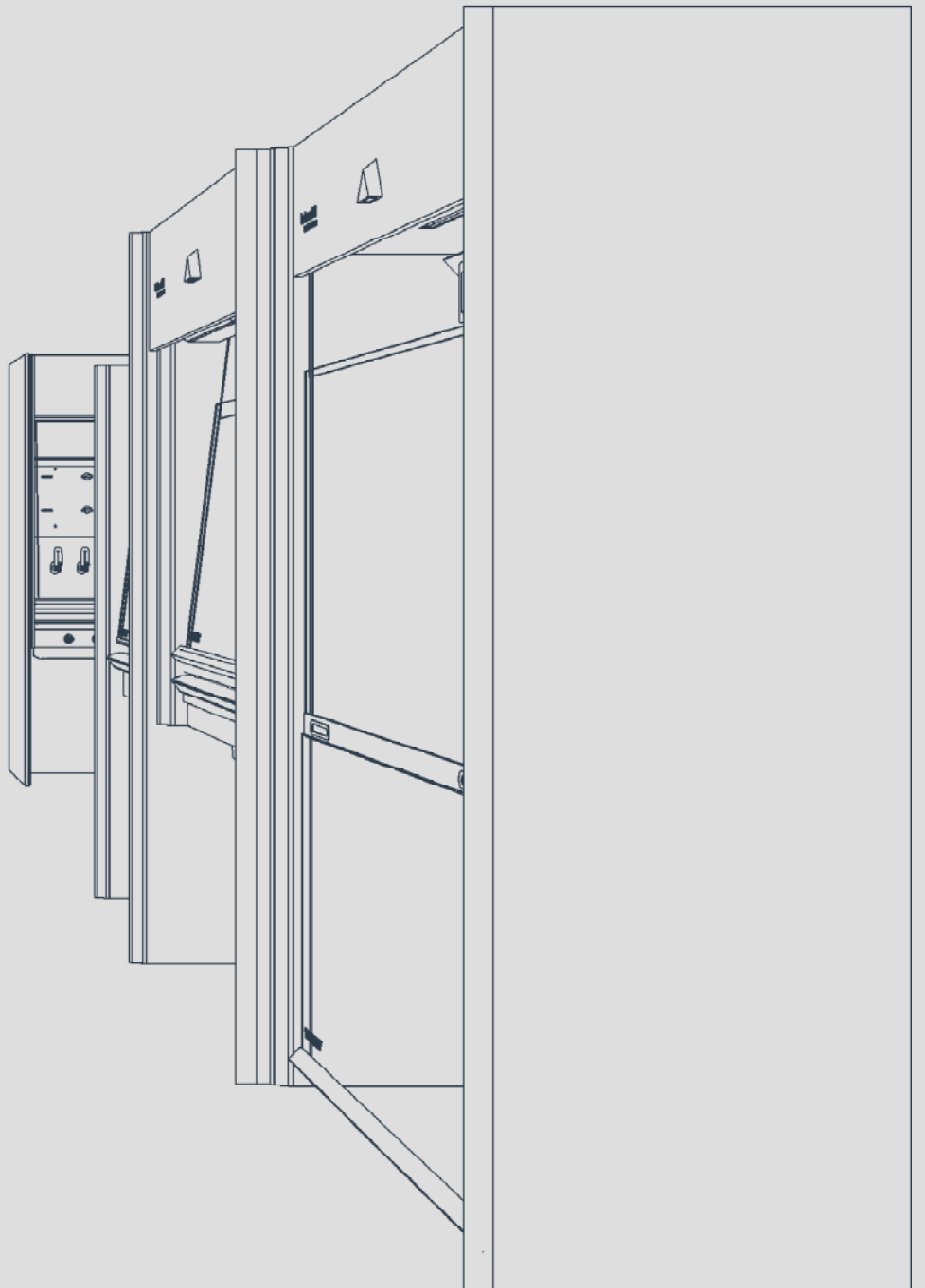


Handles

- ◆ Standard logistics aluminum handles with an inclined surface, for example, Dymo strips. Width 190 mm
- ◆ Handle in brushed stainless steel. Width 160 mm
- ◆ Handle in matt aluminum. Width 160 mm









labmodul
Designing safety

Version: ★ ★ ★

LABMODUL A/S

Valhøjs alle 190
DK-2610 Rødovre
info@labmodul.dk